

Notez que les mobiliers Fornirama sont entièrement assemblés et rembourrés à la main, les spécifications ci-bas sont approximatives et pourraient légèrement différer d'un mobilier à l'autre.
Note that Fornirama furniture is entirely assembled and upholstered by hand, the specifications below are approximate and may differ from one piece to another.

A Hauteur tête baissée = 32"
Height headrest down

B Profondeur totale = 42"
Total depth

C Profondeur de l'assise = 22"
Seat depth

D Hauteur de l'assise = 19"
Seat height

E Largeur du bras = 7"
Arm width

F Hauteur totale tête levée = 42"
Total height headrest up

Disponibles en version
inclinable électrique
ou stationnaire!
Available in
electric reclining
or stationary version!

Patte de chrome
Chrome leg

3.5"



▪ Pied motorisé inclus sur tous les sièges à bras
Electric reclining mechanism included on all arm seats

Electric reclining mechanism included on all arm seats

▪ Appui-tête manuel inclus sur toutes les pièces. Système motorisé pour appui-têtes disponibles en option (\$ coût extra)

Manual headrest is included on all pieces. Motorized headrest system available as an option (\$ at extra cost)

Manual headrest is included on all pieces. Motorized headrest system available as an option (\$ at extra cost)

Manual headrest is included on all pieces. Motorized headrest system available as an option (\$ at extra cost)

▪ Largeur de bras de 7" sans possibilités de modification

7-inches arm width no with modification possible

▪ Profondeurs optionnelles du siège: 18" ou 22" (sans frais)

Optional seat depths: 18" or 22" (at no charge)

▪ Pattes de bois optionnel (sans frais)

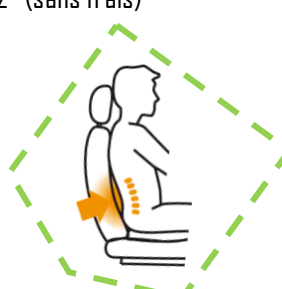
Wood legs optional (at no charge)

▪ Largeurs de sièges offerts: 24" ou 31"

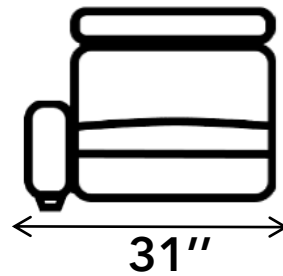
Option of two seat widths: 24" or 31"

• Support lombaire électrique disponibles en option (\$ coût extra)


Lumbar support available as an option (\$ at extra cost)



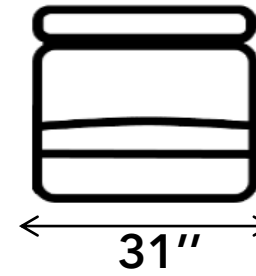
C1-L/R



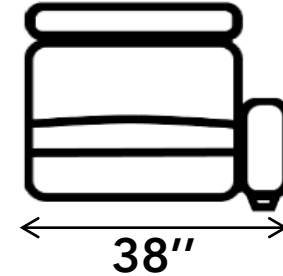
C0



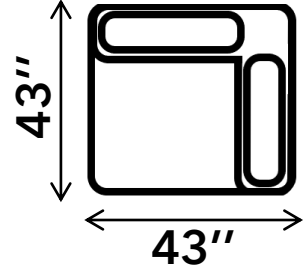
CC0



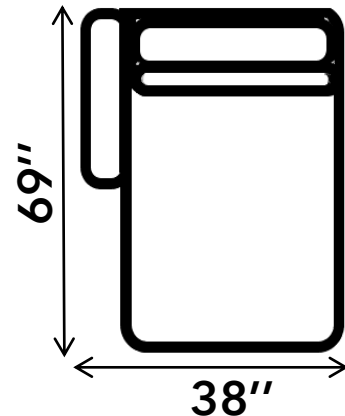
CC1-L/R



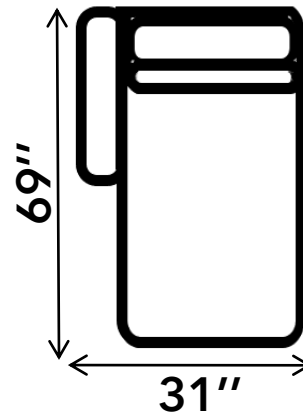
C



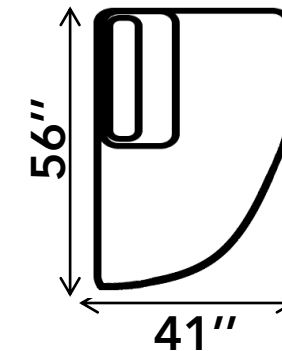
CLC-L/R



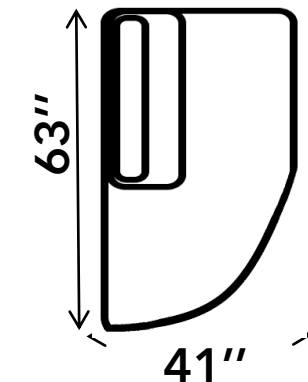
LC-L/R



BW-L/R



CBW-L/R



RC-617

